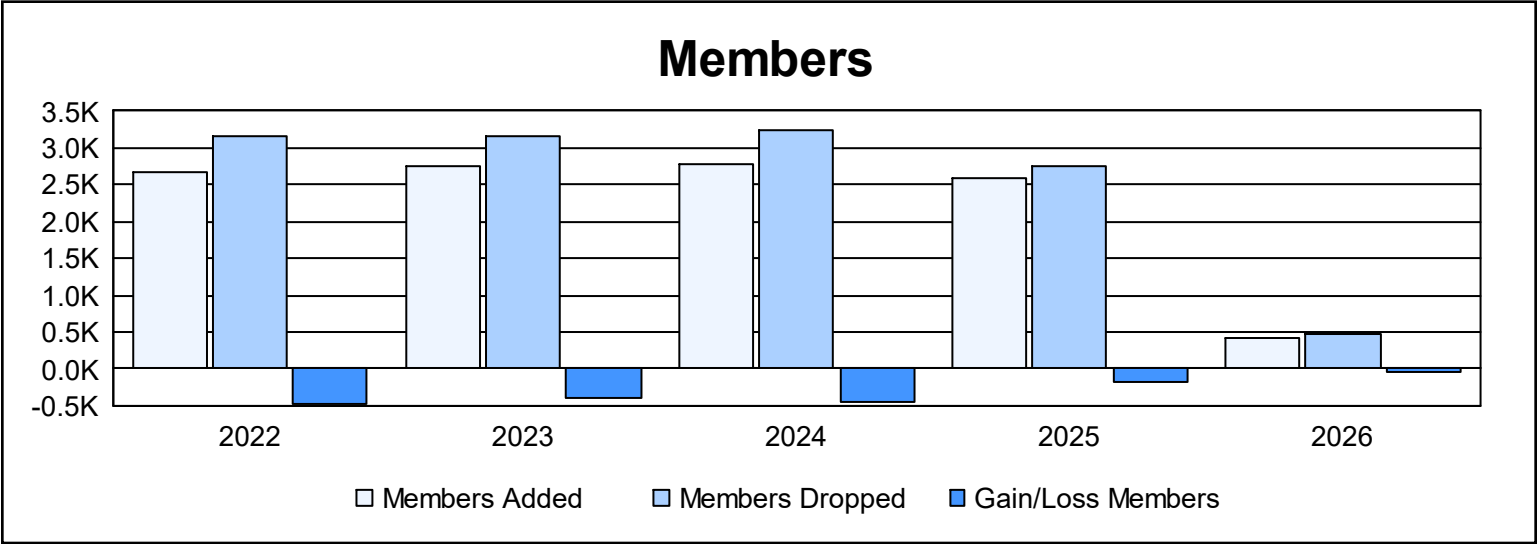
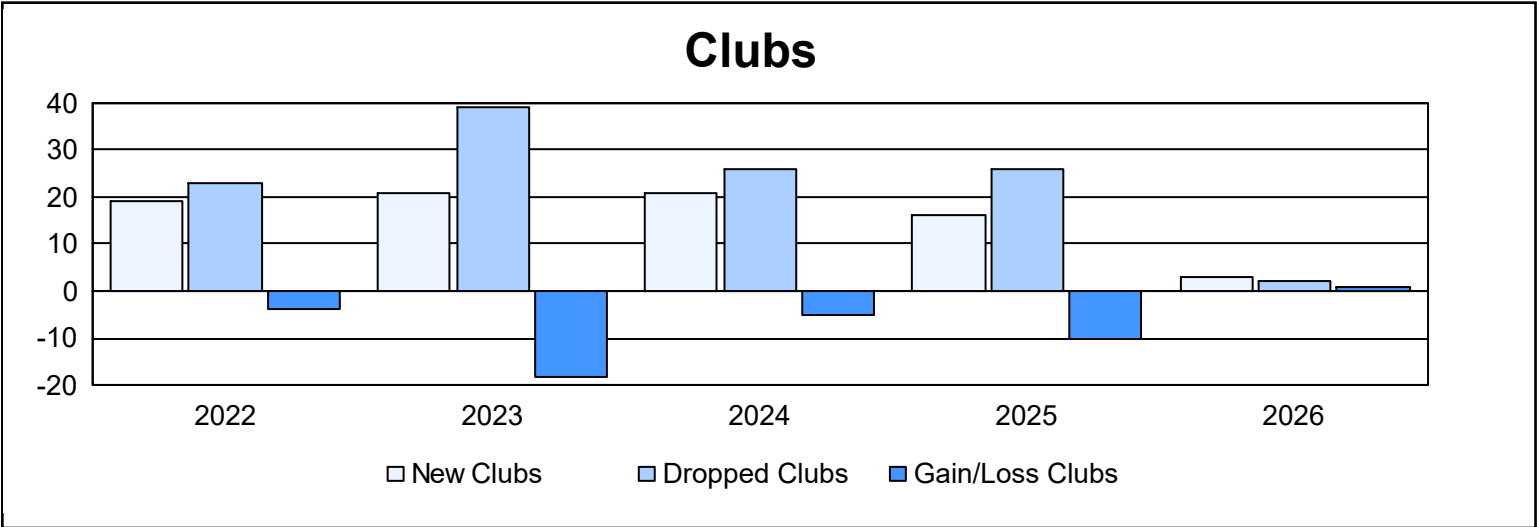
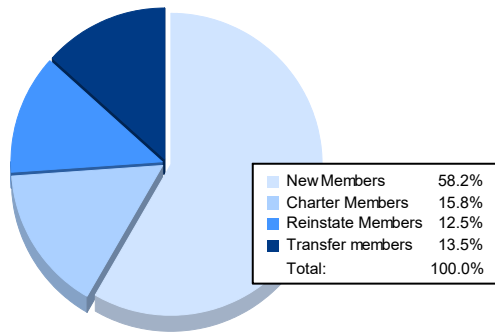


Year	New Clubs	Dropped Clubs	Gain/ Loss Clubs	New Members	Charter Members	Reinstate Members	Transfer Members	Total Member Added	Total Members Dropped	Gain/ Loss Members
2021-2022	19	23	-4	1,799	464	80	336	2,679	3,147	-468
2022-2023	21	39	-18	1,760	491	139	370	2,760	3,147	-387
2023-2024	21	26	-5	1,860	503	125	287	2,775	3,234	-459
2024-2025	16	26	-10	1,793	341	138	310	2,582	2,757	-175
2025-2026	3	2	1	251	68	54	58	431	466	-35
Average	16	23	-7	1,493	373	107	272	2,245	2,550	-305



### Membership Composition September 2025 Cumulative



### Gender Composition September 2025 Cumulative

